

Executive Summary with Graphs



Back Office Data
DEMO ACCOUNT # 1100

Invoice dates from 01Dec2009 to 01Jan2010

Air Charges Summary	Totals	Averages
Transactions - Invoices:	24	
Credits:	3	
Total Transactions:	27	
Net # of Trips:	21	
Air Charges:	\$11,496.47	\$547.45
# of Exceptions:	4	
Lost Savings:	\$553.09	\$26.34
Service Fees:	\$0.00	

Top 5 City Pairs	# of Segs	Amount
Newark<->Orlando	3	\$334.24
Atlanta<->Newark	2	\$604.47
Allentown<->Chattanooga	2	\$515.34
Dusseldorf<->Newark	2	\$474.49
Baltimore<->Dallas-Ft Worth	2	\$396.27

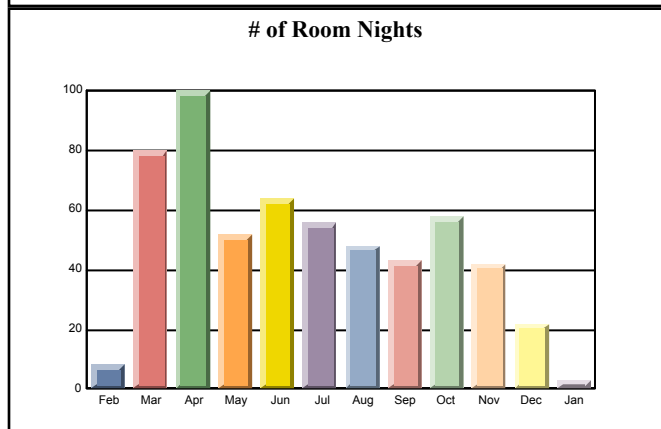
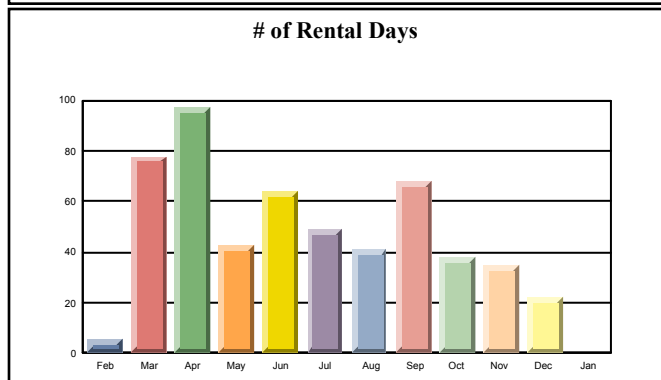
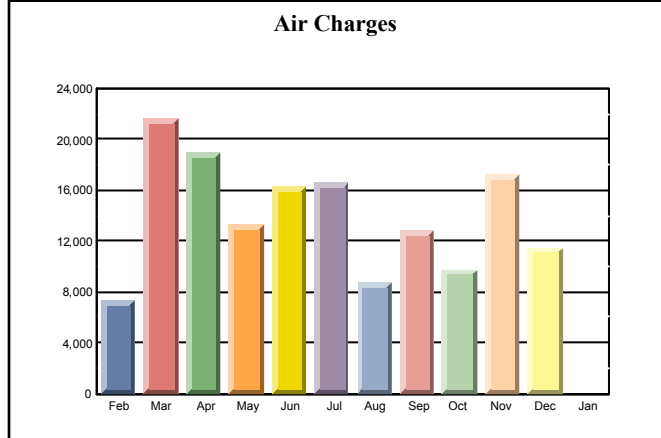
Car Rental Summary	Totals	Averages
# of Cars Rented:	8	
# of Days Rented:	22	2.75
Cost (booked rate):	\$1,137.68	\$51.67
Cost per Day:	N/A	\$51.71

Top 5 Car Rental Cities	# of Days	Amount
DALLAS, TX	8	\$443.70
ONTARIO, CA	4	\$191.00
ATLANTA, GA	3	\$134.25
BOSTON, MA	2	\$115.50
NEWARK, NJ	2	\$101.98

Hotel Bkg Summary	Totals	Averages
# of Bookings:	11	
# of Nights:	22	2.00
Cost (booked rate):	\$2,617.99	\$129.09
Cost per Night:	N/A	\$119.00

Top 5 Hotel Cities	# of Nights	Amount
WACO, TX	8	\$740.00
LONG BEACH, CA	2	\$320.00
BOSTON, MA	2	\$238.00
KENNESAW, GA	2	\$238.00
MIDDLEBURG HEIG, OH	1	\$116.00

Invoice dates from 01Feb2009 to 31Jan2010



Invoice dates from 01Dec2009 to 01Jan2010

